

SECURED BY DESIGN - WINDOW & DOOR SPECIFICATION

Secured by Design



Official Police Security Initiative



Climatec's windows and doors can now be specified and ordered to Secured by Design approval, offering customers security and peace of mind.

Our windows and doors have been awarded the Secured by Design certificate and are now recognised as 'Police Preferred Specification' products. This flagship initiative was launched by UK Police to support the principles of "designing out crime" by use of effective crime prevention and security standards for a range of applications.

Our products were assessed by UKAS approved test houses, commissioned to identify technical standards and evaluations which determine the competence of security products and their resistance to criminal attack.



CASEMENT WINDOW SPECIFICATION:

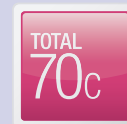
- REHAU TOTAL70c, TOTAL70s & Calibre systems
- 52mm, 62mm and 72mm Outer Frame
- 75mm Casement T Sash
- Internally Beaded
- Frame All Sides Reinforcement
- Yale or Maco Shootbolts
- 28mm Ogee or Bevelled Bead
- Welded Transoms / Mullions
- Yale, Securistyle or Nico Hinges complete with Hinge Bolts
- Top Hung - max height 1250mm, max width 1150mm
- Side Hung - max height 1300mm, max width 700mm

TILT/TURN WINDOW SPECIFICATION:

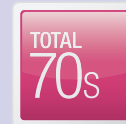
- REHAU TOTAL70c & TOTAL70s systems
- 62mm & 72mm Outer Frame
- 70mm Tilt/Turn Sash
- Internally Beaded
- Fully Reinforced
- 28mm Ogee or Bevelled Bead
- Tokyo Handles - Locking Handles only
- Winkhaus Topstar Auto Pilot Concealed Gearing
or
Roto NT Concealed Gearing
- Welded Transoms / Mullions
- Max height 1500mm, max width 900mm

IMPORTANT NOTE: If non-locking handles are required, and any windows/tilt & turns are adjacent to a door, one pane of glass must be laminated to BS EN 356:2000 Class P1A

REHAU TOTAL70 MULTI-LIGHT CASEMENT WINDOW SYSTEM
CALIBRE 70MM MULTI-LIGHT CASEMENT WINDOW SYSTEM
REHAU TOTAL70 70MM PVCU TILT/TURN WINDOW SYSTEM



CHAMFERED SYSTEM



SCULPTURED SYSTEM

CALIBRE

Successfully tested and certificated to standards as outlined below:-

PAS 24:2016 Enhanced security performance requirements for doorsets and windows in the UK, supported by BS7412

continued over.../

Due to our continuous improvement policy, Climatec Windows reserves the right to alter or amend product specifications.

For further assistance, call 01702 613733

www.climatec-windows.co.uk

11-14 Fletchers Square, Temple Farm Industrial Estate, Southend-on-Sea, Essex SS2 5RN

SECURED BY DESIGN - WINDOW & DOOR SPECIFICATION

Secured by Design



Official Police Security Initiative



VERTICAL SLIDING WINDOW SPECIFICATION:

- Mechanical Cill
- Slim Top Sash
- Intermediate Bottom Sash
- Deep Bottom Rail
- Aluminium Interlocks
- Aluminium Security Bar
- Security Reinforcing
- Security Fitch Catch/Keep
- Security Slide Latches
- Max height 2300mm, max width 1300mm

REHAU HERITAGE VERTICAL SLIDING WINDOW SYSTEM

Successfully tested and certificated to standards as outlined below:-

PAS 24:2016 Enhanced security performance requirements for doorsets and windows in the UK, supported by BS7412



SINGLE RESIDENTIAL DOOR SPECIFICATION:

- REHAU TOTAL70c & TOTAL70s systems
- Internally Beaded
- Standard Reinforcing
- Security, Standard or Hybrid Flag Hinges x3
- Fuhr 2 Hook Lock or Yale Millenco Multi-point Lock
- 3 Star Security Cylinder - standard or thumbturn
- 52mm/72mm Bottom O/Frame or Low Ali Threshold
- Welded Mid-Rails / Mullions
- 28mm Ogee or Bevelled Bead
- Laminated Glass to 1 Pane - BS EN356:2000 Class P1A
- TS008 accredited letterplate

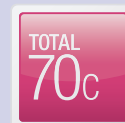
DOUBLE LEAF DOOR SPECIFICATION:

- REHAU TOTAL70c & TOTAL70s systems
- Internally Beaded
- Fully Reinforced
- Security, Standard or Hybrid Flag Hinges x3 Per Sash
- Fuhr or Yale Millenco Passive French Door Lock
- 3 Star Paired Security Cylinders - std or thumbturn
- 52mm or 72mm Bottom O/Frame
- Welded Mid-Rails / Mullions
- 28mm Ogee or Bevelled Bead
- Laminated Glass to 1 Pane - BS EN356:2000 Class P1A
- TS008 accredited letterplate

REHAU TOTAL70 70MM SINGLE DOOR AND DOUBLE DOOR SYSTEM

Successfully tested and certificated to:-

PAS 24:2016 Enhanced security performance requirements for doorsets and windows in the UK



CHAMFERED SYSTEM



SCULPTURED SYSTEM

Due to our continuous improvement policy, Climatec Windows reserves the right to alter or amend product specifications.

For further assistance, call 01702 613733

www.climatec-windows.co.uk

11-14 Fletchers Square, Temple Farm Industrial Estate, Southend-on-Sea, Essex SS2 5RN