

RESIDENCE COLLECTION - WINDOW & DOOR OPTIONS



The R9, Residence Collection is now available from Climatec Windows with the following options:-

Fully Mechanical Flush Sash Windows


Mechanical Outer/Mechanical Sash Construction Method (MO-MS)

The Residence range of windows and doors were designed to mimic original timber windows with authentic looking butt joints. To achieve this authentic look all joints are pre-machined before being mechanically jointed in the factory.

All fixed window panes are produced as dummy sashes and therefore all glazing is either into a dummy sash or a top/side opening light. All windows and doors manufactured using this method of construction are supplied fully glazed with the glass bonded into place. This process ensures that the mechanical sash joints cannot separate once installed.

R9 windows fabricated using this method are the most authentic replica for older timber windows, however they will be heavy due to them being supplied fully glazed. This will need to be considered when ordering this option of window due to health and safety on site, especially when installing windows above ground level.

Mechanical Joints



Market Leading method available from Climatec Windows

External Timber Look Welded Flush Sash Window and Doors

Mechanical Outer/ETL Weld Sash Construction Method (MO-TWS)

Climatec have invested heavily in specialist machinery to enable us to manufacture unglazed R9 windows and doors, therefore allowing for easier installation.

Whilst still preserving the authentic timber jointed appearance, a specially designed machining process welds the sashes together at the corners in such a way that the external appearance is the same as if it had been mechanically jointed. The internal joint is a welded mitred joint that is 0.5mm wide and on most coloured profiles this is hardly noticeable. The outer frames are produced in the same way as the conventional method, being fully mechanically jointed.

With this method of fabrication, R9 windows and doors can be ordered from us unglazed offering you the freedom to obtain your own glass, or alternatively we can supply to you loose. This eliminates the worry of risk that is associated with lifting or carrying heavy pre-glazed frames. Furthermore a broken glass unit can easily be replaced with no need to change the whole sash.



ETL Weld




Pinch Weld

Pinch Welded Flush Sash Window and Doors


Mechanical Outer/Welded Sash Construction Method (MO-WS)

Using this method of construction, the sashes are manufactured with fully welded mitred corners while the outer frames are fully mechanically jointed.

Windows and doors manufactured using this method can be supplied unglazed. Whilst these sashes might not have a timber jointed appearance they are welded in such a way that the mitred joint is only 0.5mm wide and therefore unobtrusive.



Pinch Weld



Pinch Weld

No other fabricator gives you more choice when supplying the R9 System

For further assistance, call 01702 613733

www.climatec-windows.co.uk

11-14 Fletchers Square, Temple Farm Industrial Estate, Southend-on-Sea, Essex SS2 5RN