



CASEMENT WINDOW HINGES - VARIOUS

Inside:

- Yale Window Friction Hinge
- Yale Window Egress Friction Hinge
- Securistyle Friction Hinge
- Securistyle Egress Friction Hinge
- Securistyle Restrictor Friction Hinge
- Securistyle Heavy Duty Friction Hinge
- 70mm Casement Butt Hinge

For further assistance, call 01702 613733

www.climatec-windows.co.uk

11-14 Fletchers Square, Temple Farm Industrial Estate, Southend-on-Sea, Essex SS2 5RN

YALE WINDOW FRICTION HINGE

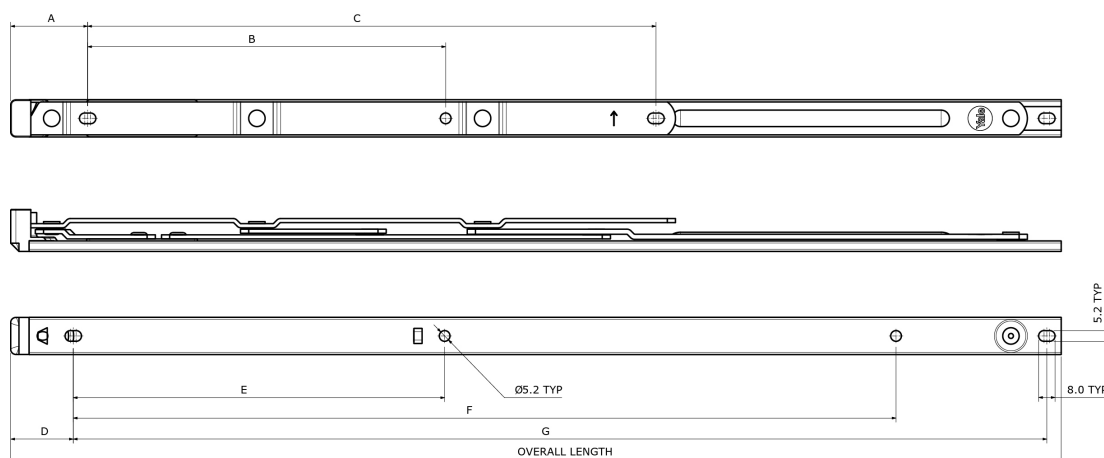
- Versatile hinge to suit a variety of applications
- Made from ferritic stainless steel
- 16-17mm stack heights
- Size requirements:
Top Hung: 8" 10" 12" 16" 20" 24"
Side Hung: 12" 16"
- 10 year mechanical guarantee
- Tested to Industry approved standards



Sizes and Capacities

Hinge Size (Top Hung) mm	Max Vent Weight kg	Max Vent Height mm	Min Vent Height mm	Opening Angle +/- 2.5°
209.9 (8")	12	350	200	60°
261 (10")	16	400	275	58°
313.5 (12")	20	550	350	65°
416.5 (16")	21	780	500	52°
512 (20")	24	1000	700	42°
617 (24")	35	1200	850	38°

Hinge Size (Side Hung) mm	Max Vent Weight kg	Max Vent Width mm	Min Vent Width mm	Opening Angle +/- 2.5°
313.5 (12")	22	600	300	65°
412 (16")	24	700	400	60°



For further assistance, call 01702 613733

www.climatec-windows.co.uk

11-14 Fletchers Square, Temple Farm Industrial Estate, Southend-on-Sea, Essex SS2 5RN

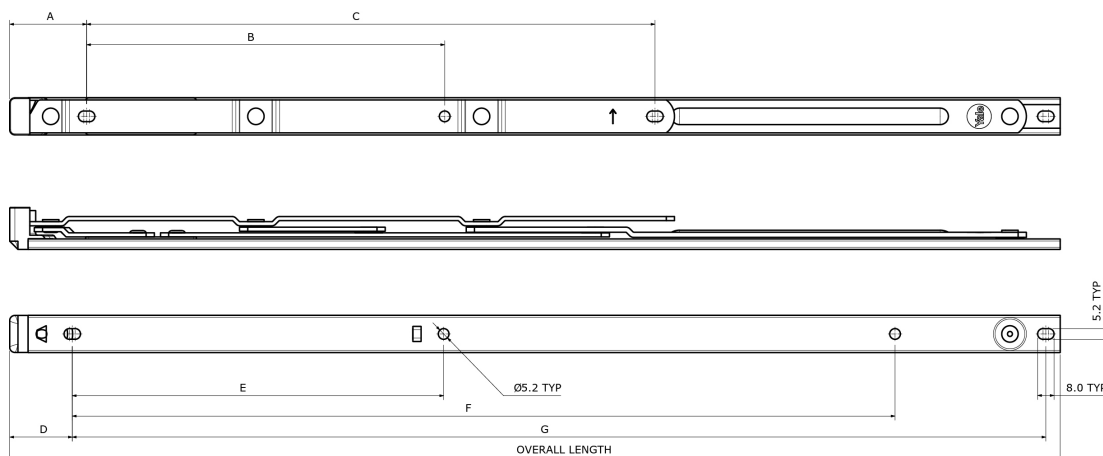
YALE WINDOW EGRESS FRICTION HINGE

- Available as standard egress or egress/easy clean option
- Made from ferritic stainless steel
- Size requirements:
Egress only & Egress Easy Clean: 12" 16"
Side Hung and 16mm-17mm stack height
- 10 year mechanical guarantee
- Tested to Industry approved standards



Sizes and Capacities

Hinge Size (Side Hung) mm	Max Vent Weight kg	Max Vent Width mm	Min Vent Width mm	Opening Angle +/- 2.5°
EGRESS ONLY				
306.5 (12")	22	600	300	81°
409.1 (16")	24	700	400	84°
EGRESS EASY CLEAN				
317.5 (12")	22	600	300	81°
420.1 (16")	24	700	400	84°



For further assistance, call 01702 613733

www.climatec-windows.co.uk

11-14 Fletchers Square, Temple Farm Industrial Estate, Southend-on-Sea, Essex SS2 5RN

SECURISTYLE FRICTION HINGE

- Designed for consistent reliability and accuracy of closure.
- High performance and long life.
- Provides proven weather-sealing and security of closure.



TECHNICAL SPECIFICATION

- ❖ Corrosion resistance - Meets the requirements of BS EN 1670: 1998
- ❖ Performance - Meets the requirements of BS6375 Pt 1:1989. Tested to 40,000 cycles of opening.
- ❖ Operation - Meets the requirements of BS6375 Pt2:1987.

MATERIAL SPECIFICATION

- ❖ Bars, Arms & Rivets - Stainless Steel BS EN 10088 Pt 2:1995.
Ferritic - 1.4016 (S430 S17).
Austenitic - 1.43.1 (304 S15).
- ❖ End Cap - Grey Nylon
- ❖ Mouldings - Grey Nylon
- ❖ Friction Screw - Brass

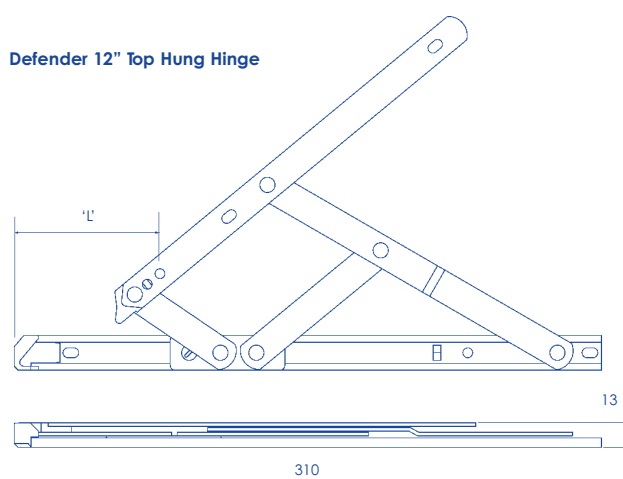
PRODUCT OPTIONS

Available in sizes 8", 10", 12", 16", 20" and 24".
Top hung and side hung. 17mm stack height

Sizes and Capacities

Hinge Size (Top Hung) mm	Max Vent Weight kg	Max Vent Height mm	Min Vent Height mm	Opening Angle +/- 2.5°	Dimension 'L' mm
209 (8")	12	350	200	50°	63
259 (10")	16	400	275	80°	131
310 (12")	20	550	350	80°	164
412 (16")	21	750	500	80°	239
513 (20")	24	1000	700	50°	215
615 (24")	35	1200	850	37.5°	156
Hinge Size (Side Hung) mm	Max Vent Weight kg	Max Vent Width mm	Min Vent Width mm	Opening Angle +/- 2.5°	Dimension 'L' mm
310 (12")	22	600	300	60°	172
412 (16")	24	700	400	60°	170

Defender 12" Top Hung Hinge



For further assistance, call 01702 613733

www.climatec-windows.co.uk

11-14 Fletchers Square, Temple Farm Industrial Estate, Southend-on-Sea, Essex SS2 5RN

SECURISTYLE EGRESS FRICTION HINGE

DEFENDER EGRESS FRICTION HINGE

- Available as standard egress or egress/easy clean option
- Easy clean has built in second slider that is invisible when the window is closed but gives easy clean facility at the press of a lever.
- Available in sizes 12" and 16". Side Hung and 16mm stack height.
- Specifically developed to meet PSA regulations and to satisfy the increased safety requirements including emergency exit now demanded by local authorities and other public bodies for side hung windows.
- The 12" has an opening angle of 80 degrees for emergency exit whilst the 16" has an opening angle of 90 degrees.
- Unique controllable friction device negates need for a peg stay to hold the window open.
- Unique locating system for reliable closing.
- Extended enclosed end cap to enhance weather sealing.
- Long and reliable working life tested to 20,000 cycles.
- Asymmetric location system for reliable weather sealing to BS6375 Part 1.
- Easy friction adjustment without metal to metal contact.
- Manufactured in ferritic 430* steel.



Sizes and Capacities

Hinge Size (Side Hung) mm	Max Vent Weight kg	Max Vent Width mm	Min Vent Height mm	Dim 'A' mm	Dim 'B' mm	Opening Angle +/- 2.5°
310 (12")	22	600	300	54	163	80°
412 (16")	24	700	400	57	268	90°

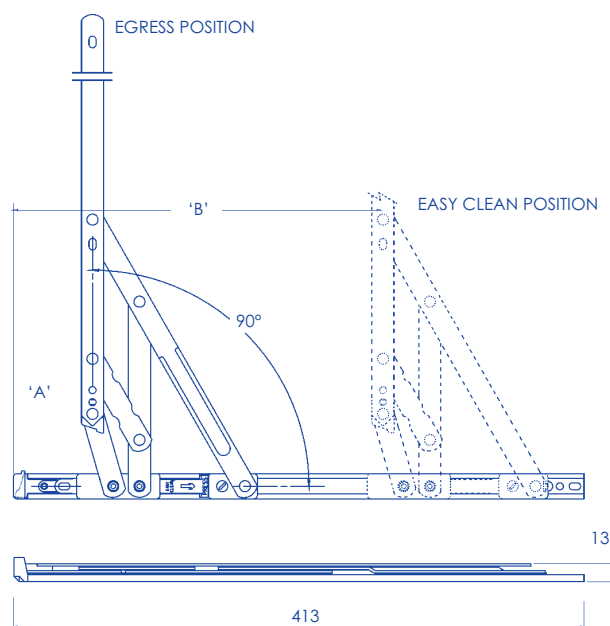
TECHNICAL SPECIFICATION

- ❖ Corrosion resistance - Meets the requirements of BS EN 1670: 1998
- ❖ Performance - Meets the requirements of BS6375 Pt 1:1989. Tested to 40,000 cycles of opening.
- ❖ Operation - Meets the requirements of BS6375 Pt2:1987. Complies with BS5588 part 1:1990

MATERIAL SPECIFICATION

- ❖ Bars, Arms & Rivets - Stainless Steel BS EN 10088 Pt 2:1995.
Ferritic - 1.4016 (S430 S17).
Austenitic - 1.431 (304 S15).
- ❖ End Cap - Black Nylon
- ❖ Mouldings - Black Nylon
- ❖ Friction Screw - Brass

Defender 16" Easy Clean Egress Hinge



For further assistance, call 01702 613733

www.climatec-windows.co.uk

11-14 Fletchers Square, Temple Farm Industrial Estate, Southend-on-Sea, Essex SS2 5RN

SECURISTYLE RESTRICTOR FRICTION HINGE

- Friction hinge for child safety.
- Child resistant lever limits window opening for maximum safety.
- Quick release function allowing window to be fully opened for easy cleaning or emergency escape.
- Provides proven weather-sealing and security of closure.



TECHNICAL SPECIFICATION

- ❖ Corrosion resistance - Meets the requirements of BS EN 1670: 1998
- ❖ Performance - Meets the requirements of BS6375 Pt 1:1989. Tested to 40,000 cycles of opening.
- ❖ Operation - Meets the requirements of BS6375 Pt2:1987. Designed to meet the requirements of BS8213 Pt 1:1991

MATERIAL SPECIFICATION

- ❖ Bars, Arms & Rivets - Stainless Steel BS EN 10088 Pt 2:1995.
Ferritic - 1.4016 (S430 S17).
Austenitic - 1.431 (304 S15).
- ❖ End Cap - Grey Nylon
- ❖ Mouldings - Grey Nylon
- ❖ Friction Screw - Brass

PRODUCT OPTIONS

Available in sizes 12", 16", 20" and 24".

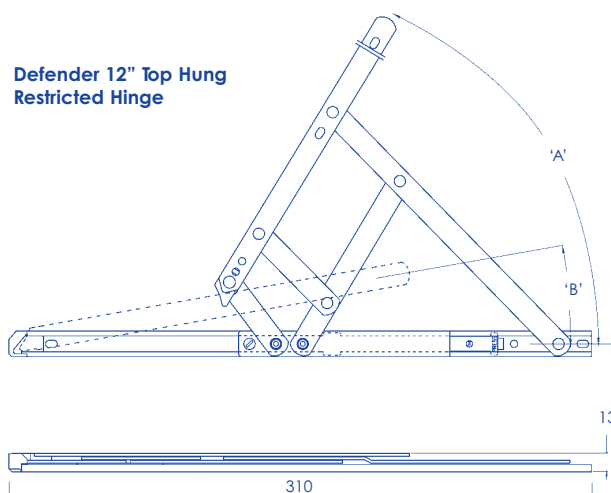
Top hung and side hung. 17mm stack height

Sizes and Capacities

Hinge Size (Top Hung) mm	Max Vent Weight kg	Max Vent Height mm	Min Vent Height mm	Opening Angle 'A'	Restricted Angle 'B'
310 (12")	20	550	350	65°	15°
412 (16")	21	750	500	60°	10°
513 (20")	24	1000	700	50°	8°
615 (24")	35	1200	850	37.5°	7°

Hinge Size (Side Hung) mm	Max Vent Weight kg	Max Vent Width mm	Min Vent Width mm	Opening Angle 'A'	Opening Angle 'B'
310 (12")	22	600	300	60°	13°
412 (16")	24	700	400	60°	12°

Defender 12" Top Hung
Restricted Hinge



For further assistance, call 01702 613733

www.climatec-windows.co.uk

11-14 Fletchers Square, Temple Farm Industrial Estate, Southend-on-Sea, Essex SS2 5RN

SECURISTYLE HEAVY DUTY FRICTION HINGE

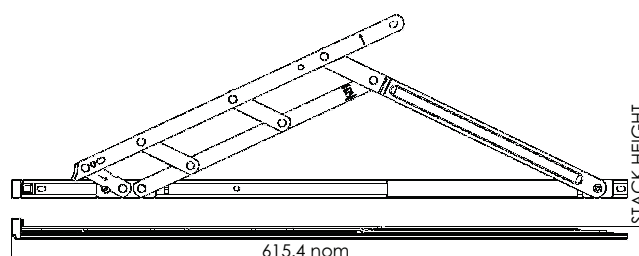
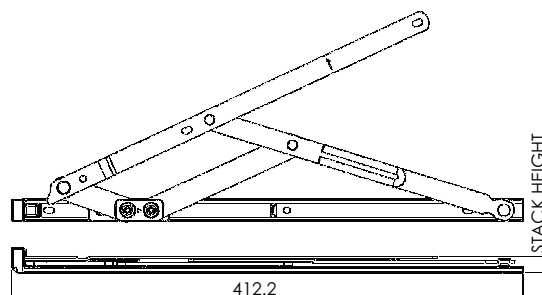
The Defender Plus Heavy Duty Hinge is an ideal solution for large and heavy sashes up to 50kg.

- Ability to carry a load of up to 50kg top-hung and 40kg side hung
- Asymmetric location systems for reliable and accurate closure
- Improved weather sealing and draught proofing performance from asymmetrical vent arm form
- Enclosed end cap to prevent ingress of debris and provide increased cavity tolerance
- Long and reliable working life tested to 30,000 full cycles
- Top Hung available in 24"/615mm
Side Hung available in 16"/412mm- Austenitic only.



Sizes and Capacities

Hinge Size Length (in/mm)	Max Vent Weight (kg)	Max Vent Height (mm)	Min Vent Length (mm)	Opening Angle
Top Hung 24/615	50	1500	850	27°
Side Hung 16/412	40	1000	400	60°



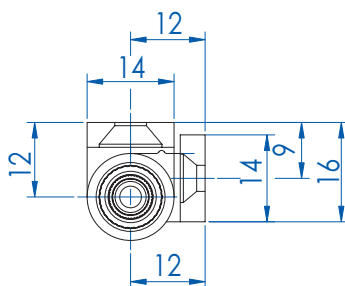

For further assistance, call 01702 613733

www.climatec-windows.co.uk

11-14 Fletchers Square, Temple Farm Industrial Estate, Southend-on-Sea, Essex SS2 5RN

70MM CASEMENT BUTT HINGE

- ❖ Components made of aluminium (extruded profile)
- ❖ Pin made of stainless steel
- ❖ Maintenance-free through high-quality plastic bearings
- ❖ Can be used on right- and left-wing PVC windows
- ❖ Typically used on open-in bottom hung windows
- ❖ Either pencil version or wrap round available



For further assistance, call 01702 613733

www.climatec-windows.co.uk

11-14 Fletchers Square, Temple Farm Industrial Estate, Southend-on-Sea, Essex SS2 5RN