



DOOR HANDLES - VARIOUS

Inside:

- Alpha Standard Door Handle
- Coastline Door Handle
- Scrolled Door Handle
- Traditional Styled Door Handle
- Lock Lock Security Door Handle
- Yale Conexis® L1 Smart Lock Door Handle
- Push Button Entry Door Handle

For further assistance, call 01702 613733

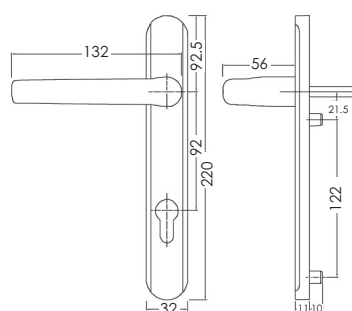
www.climatec-windows.co.uk

11-14 Fletchers Square, Temple Farm Industrial Estate, Southend-on-Sea, Essex SS2 5RN

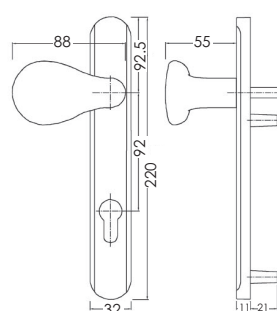
ALPHA DOOR HANDLE

The Alpha door handle has been designed to complement the Alpha espangollette casement window handles with good looks, long life and a comfortable feel in mind.

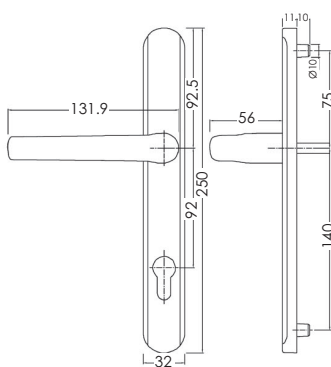
- Available as Lever/Lever or Lever/Pad
- Two backplate designs and sprung/unsprung options to suit most locks
- Five colours available to match the Alpha suite of window and door furniture
- Standard finishes are white, PVD gold, polished chrome, satin, Enduro steel and black.
- Cylinder hole flange gives additional security and eliminates gap around cylinder cut out.



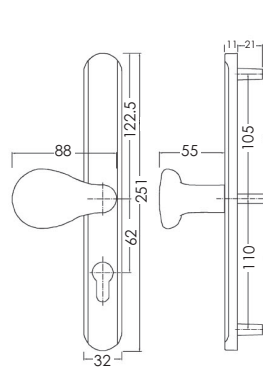
Lever/Lever - Short Backplate



Lever/Pad - Short Backplate



Lever/Lever - Long Backplate



Lever/Pad - Long Backplate

For further assistance, call 01702 613733

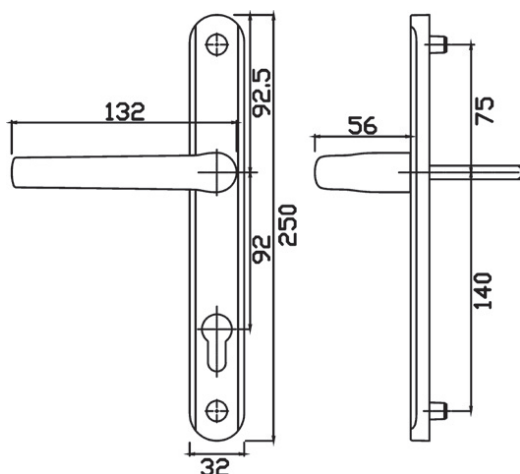
www.climatec-windows.co.uk

11-14 Fletchers Square, Temple Farm Industrial Estate, Southend-on-Sea, Essex SS2 5RN

COASTLINE DOOR HANDLE

The Coastline Stainless Steel Door Handles from greenteQ are produced from grade 304 stainless steel to provide exceptional resistance to marine corrosion.

- Available in Gold, Chrome, Brushed finishes
- Grade 304 stainless steel construction for exceptional corrosion resistance
- Interchangeable with standard greenteQ Alpha furniture.
- 25 year guarantee*



*The Coastline Door furniture from greenteQ are guaranteed for 25 years. However, these handles must be installed and maintained in accordance with the following recommended guidelines:

- 1) Handle screws must not be over-tightened as this may impair the operation of the hardware.
- 2) All turning points on handles must be lightly lubricated twice a year.
- 3) All surfaces must be regularly cleaned with a soft damp cloth to remove any salt, dust or grime, taking care not to scratch the surface.

Note: The guarantee does not apply to any mechanical or surface finish fault if it is caused by wilful neglect, damage or inappropriate chemical contact.

For further assistance, call 01702 613733

www.climatec-windows.co.uk

11-14 Fletchers Square, Temple Farm Industrial Estate, Southend-on-Sea, Essex SS2 5RN

SCROLLED DOOR HANDLE

- Solid die cast Zinc construction with heavy duty spring cassette.
- Sculpted ergonomic lever design for easy grip with consistent 90 degree lever return.
- Colour co-ordinated screw heads.
- Colours available - Chrome, Satin, Bronze, Gold, Graphite*, Antique Black and White

TECHNICAL INFORMATION

Corrosion resistance - Meets the requirements of BS EN 1670:2007 Grade 5 (480 hours)

Operation - Endurance tested in excess of 200,000 cycles

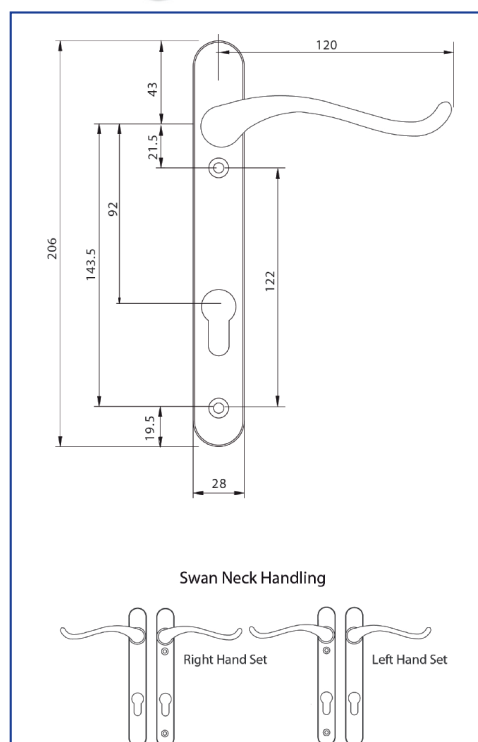
Performance - Tested to meet the requirements of PAS24

MATERIAL SPECIFICATION

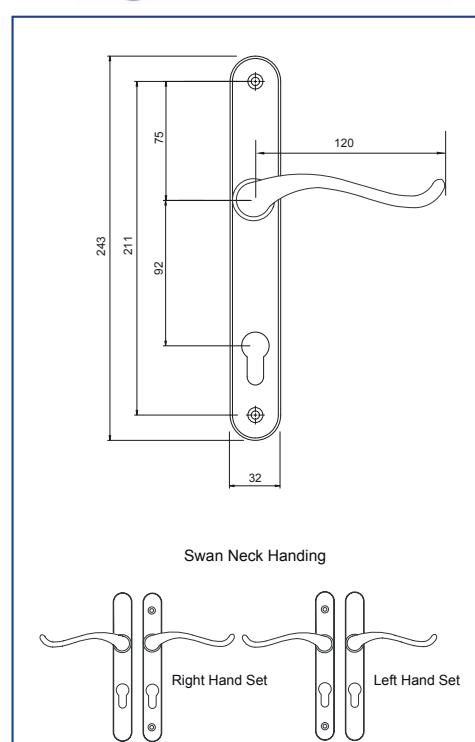
- ❖ Handle Grip and Backplate - High quality Zinc for all finishes
- ❖ Coatings - Hardex Chrome, Hardex Satin, Hardex Bronze, Hardex Gold, Hardex Graphite*, Antique Black and White
- ❖ Cylinder - Euro Cylinder, 92mm PZ
- ❖ Screws - Machine screws with colour co-ordinated heads for handle.

***Graphite only available for Balmoral Handle**

WINDSOR (SHORT BACK PLATE)



BALMORAL (LONG BACK PLATE)



For further assistance, call 01702 613733

www.climatec-windows.co.uk

11-14 Fletchers Square, Temple Farm Industrial Estate, Southend-on-Sea, Essex SS2 5RN

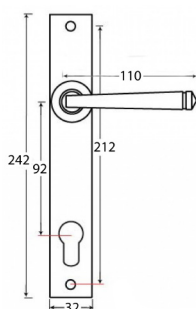
TRADITIONAL STYLED DOOR HANDLE

Climatec's traditionally styled door furniture is perfect for our full collection of doors

The high quality, hand-made, functional ironmongery promises to enhance both large and small building projects alike. And as these products are hand forged, each piece is unique.

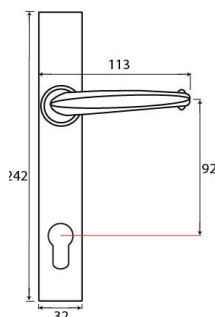
Not only suitable for our composite door range, these handles complement our R9 flush doors and our PVCu collection of doors to create an authentic traditional appearance to the front of the home.

AVON SLIMLINE LEVER/LEVER



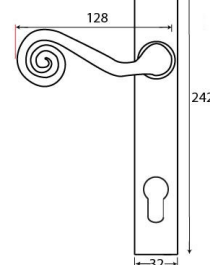
Available in Smooth Black, Polished Chrome and Pewter Patina finishes
- 212mm hole centre option only

COTTAGE SLIMLINE LEVER/LEVER



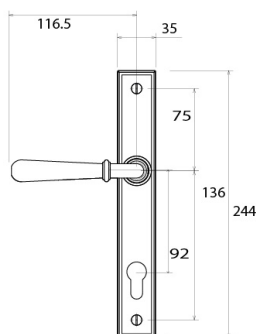
Available in Smooth Black and Pewter Patina finishes
- 212mm hole centre option only

MONKEY TAIL SLIMLINE LEVER/LEVER

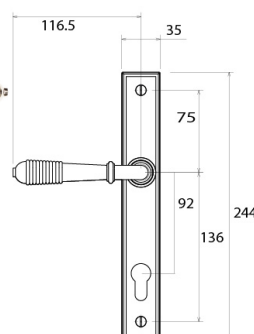


Available in Smooth Black and Pewter Patina finishes
- 212mm hole centre option only

NEWBURY LEVER/LEVER



REEDED LEVER/LEVER



Available in Aged Brass, Aged Bronze, Polished Bronze, Polished Chrome, Polished Nickel

For further assistance, call 01702 613733

www.climatec-windows.co.uk

11-14 Fletchers Square, Temple Farm Industrial Estate, Southend-on-Sea, Essex SS2 5RN


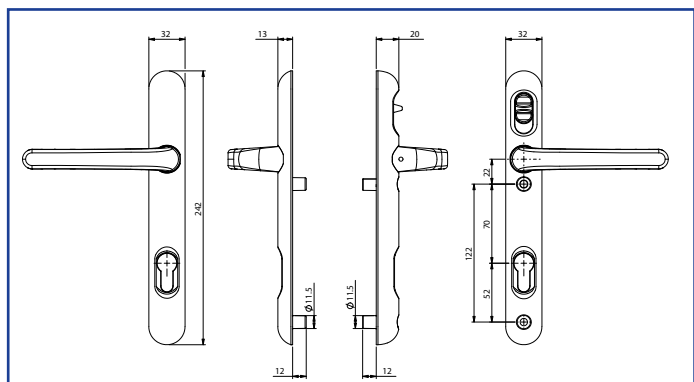

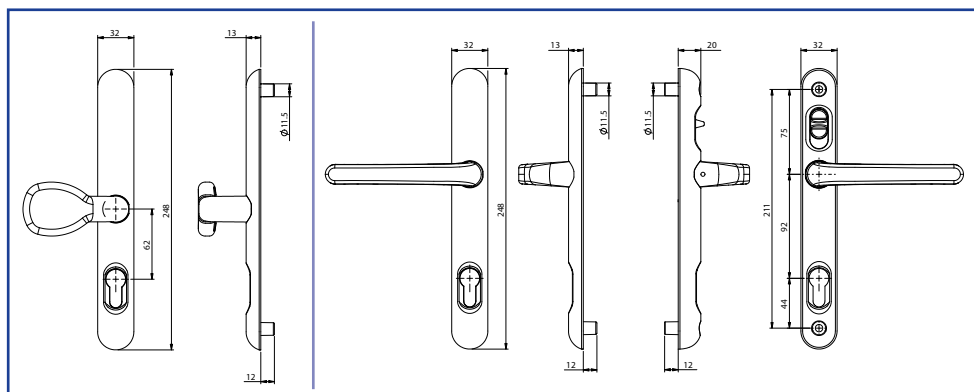
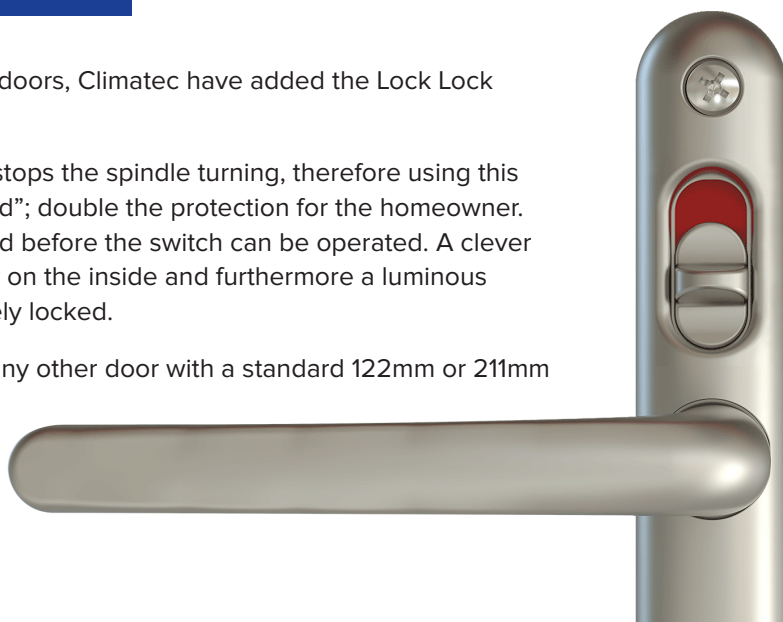
LOCK LOCK SECURITY DOOR HANDLE

For added protection and increased security for your doors, Climatec have added the Lock Lock security handle to their hardware collection.

The Lock Lock security handle's patented lock-block stops the spindle turning, therefore using this security handle means the home is "locked and locked"; double the protection for the homeowner. The handle must be turned up and the hooks engaged before the switch can be operated. A clever switch on the handle also removes the need for a key on the inside and furthermore a luminous indicator lets you know that the door is indeed securely locked.

The Lock Lock fits all PVC and composite doors and any other door with a standard 122mm or 211mm handle set.

- Patented Design
- The handle can be retro-fitted
- Available as Lever/Lever or Lever/Pad
- Two backplate lengths to suit most locks
- Five colours available - White, Gold, Chrome, Stainless Steel and Black
- Option available for external handle without a cylinder for doors that are never locked from the outside.



For further assistance, call 01702 613733

www.climatec-windows.co.uk

11-14 Fletchers Square, Temple Farm Industrial Estate, Southend-on-Sea, Essex SS2 5RN

YALE CONEXIS® L1 SMART LOCK DOOR HANDLE

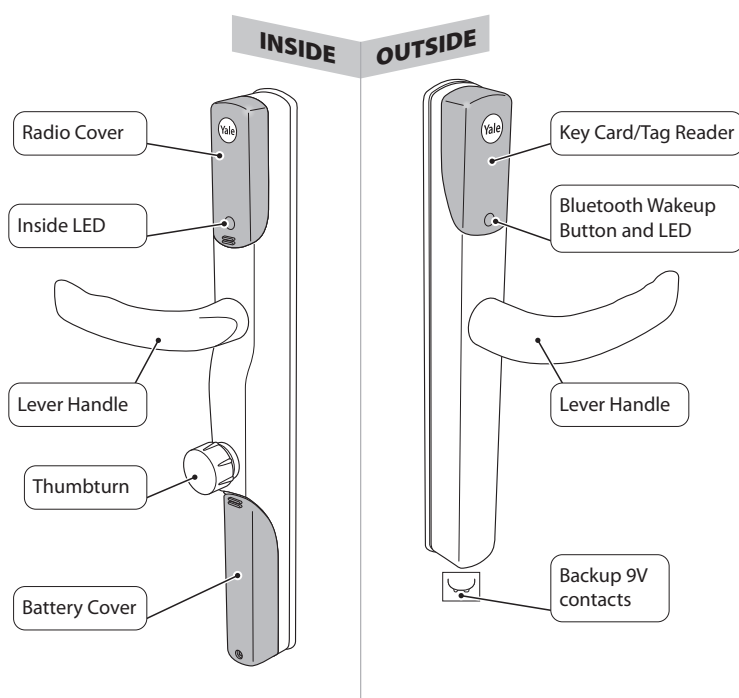
The Smart Door Lock puts you fully in control, giving you the freedom to secure your home without the need for a key.

- Engineered for easy installation. It only takes a screwdriver, smartphone and 20 minutes.
- The secure bluetooth Yale Lock App on your smartphone enables you to configure, control and unlock your Smart Door Lock.
- A tamper alarm deters potential intruders.
- Mobile keys can be sent via the App to family and friends to allow them access when required.
- Your smartphone is now your key - no need to worry about misplaced keys.
- Powered by 4 x AA batteries with a warning when they are running low. A 9v battery connection port can be used to power the Smart Door Lock in the event of flat batteries.
- Additional security to your door with a secure push and turn thumbturn to stop fishing.
- 2 Year guarantee with UK consumer support.




SPECIFICATION

- Operating temperature -15°C to 55°C
- IP55 weather resistant
- PAS24 compliant
- Lower power consumption - batteries last up to 1 year
- 4 x AA batteries
- 2 Year guarantee



Tools Required



For further assistance, call 01702 613733

www.climatec-windows.co.uk

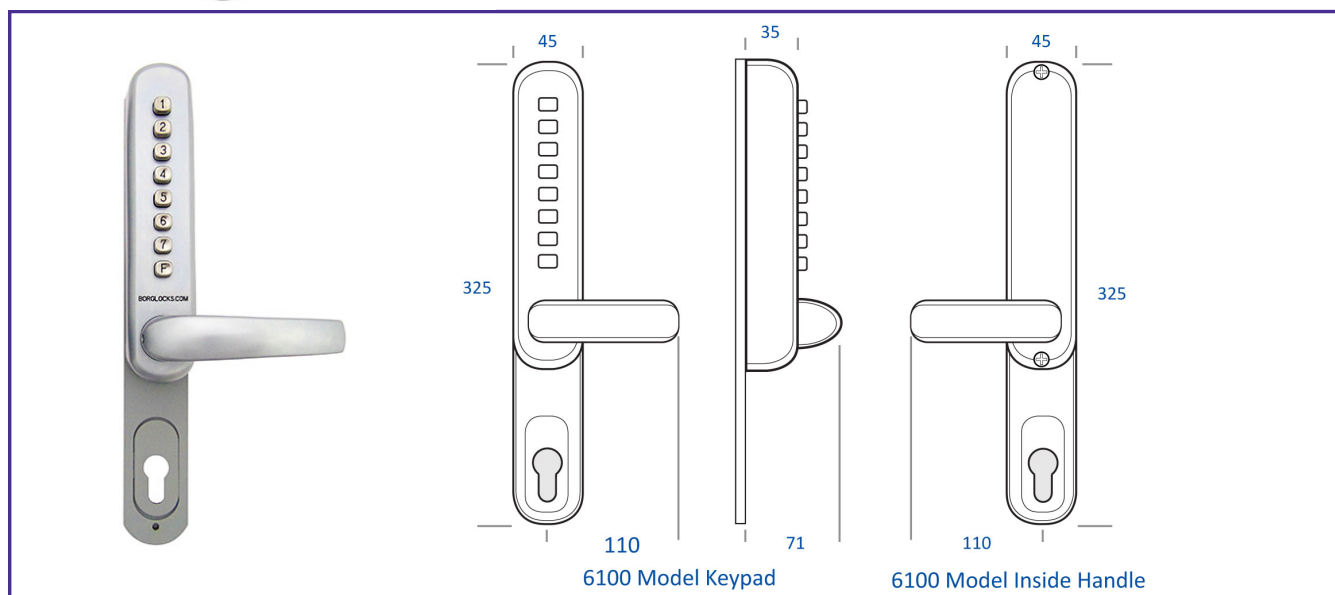
11-14 Fletchers Square, Temple Farm Industrial Estate, Southend-on-Sea, Essex SS2 5RN

PUSH BUTTON ENTRY DOOR HANDLE

The Ideal upgrade from a standard set of lever handles for PVCu doors. Fitted using the existing fixing centres, this handle can be adapted to suit a number of different locking centres.



- Suitable for use with 90 & 92mm centre multi point locks
- 325mm extension plate fitted behind both keypad & inside handle to cover any existing holes
- Over 2100 different code combinations
- Greater level of security
- Free turning handle until the correct code is entered
- No tumbler or pins to remove to change code
- 70° handle rotation ideal for multi-point locks
- Narrow housing perfect for PVCu and Aluminium section
- Suitable for internal or external applications



For further assistance, call 01702 613733

www.climatec-windows.co.uk

11-14 Fletchers Square, Temple Farm Industrial Estate, Southend-on-Sea, Essex SS2 5RN