

## FRENCH DOOR LOCKS - VARIOUS

### Inside:

#### **REHAU Total70 & Calibre**

- Yale Mantis 3 Multi-point French Door Lock
- Yale Mantis 3 Slave Door Lock
- Fuhr Passive French Door Lock
- Fuhr 2 Hooks French Door Lock
- Fuhr 2 Cams French Door Lock

#### **REHAU Rio**

- Ingenious French Door Lock

#### **REHAU Total70 only**

- French Door Fingerbolt

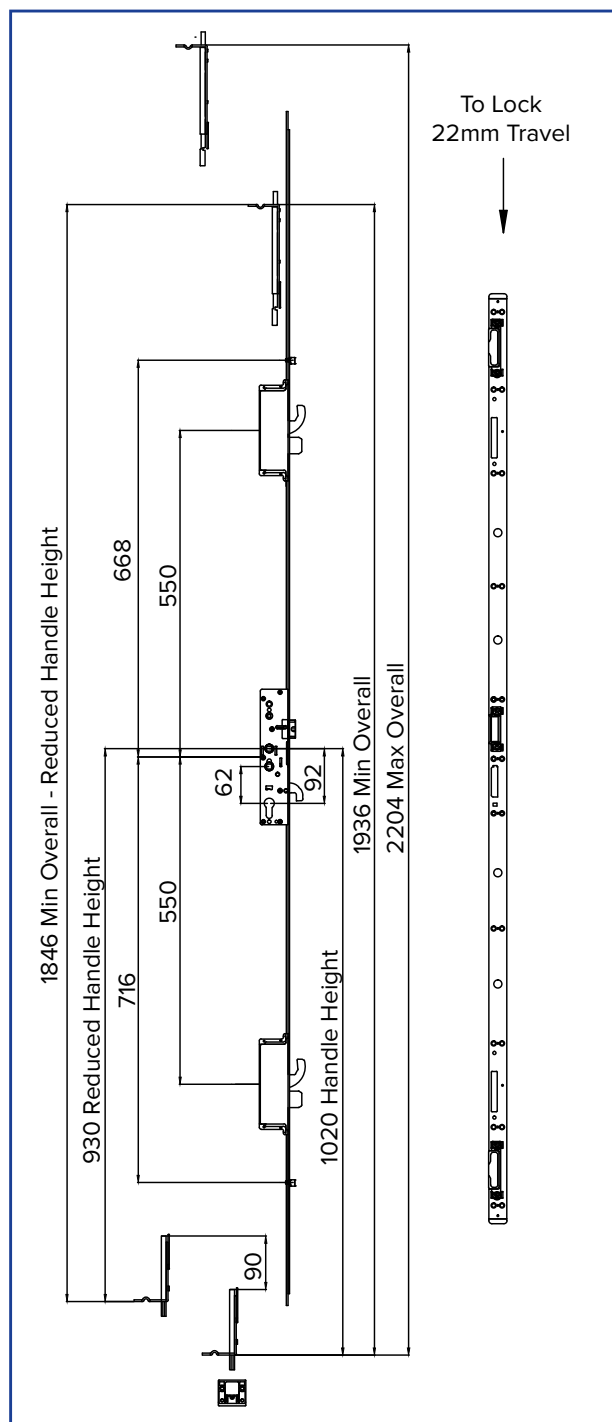


**For further assistance, call 01702 613733**

**[www.climatec-windows.co.uk](http://www.climatec-windows.co.uk)**

11-14 Fletchers Square, Temple Farm Industrial Estate, Southend-on-Sea, Essex SS2 5RN

## YALE MANTIS 3 MULTI-POINT FRENCH DOOR LOCK

- High security French door system for our REHAU Total70 and Calibre doors
- 25mm deep throw anti lift security hooks
- 22mm security compression bolts
- Compression Cams
- Key operated centre deadbolt
- Top and bottom shootbolts
- 35mm backset
- Sprung centre cases
- Industry standard PZ92mm centre case
- Stainless steel 16mm face plates
- British built



**For further assistance, call 01702 613733**

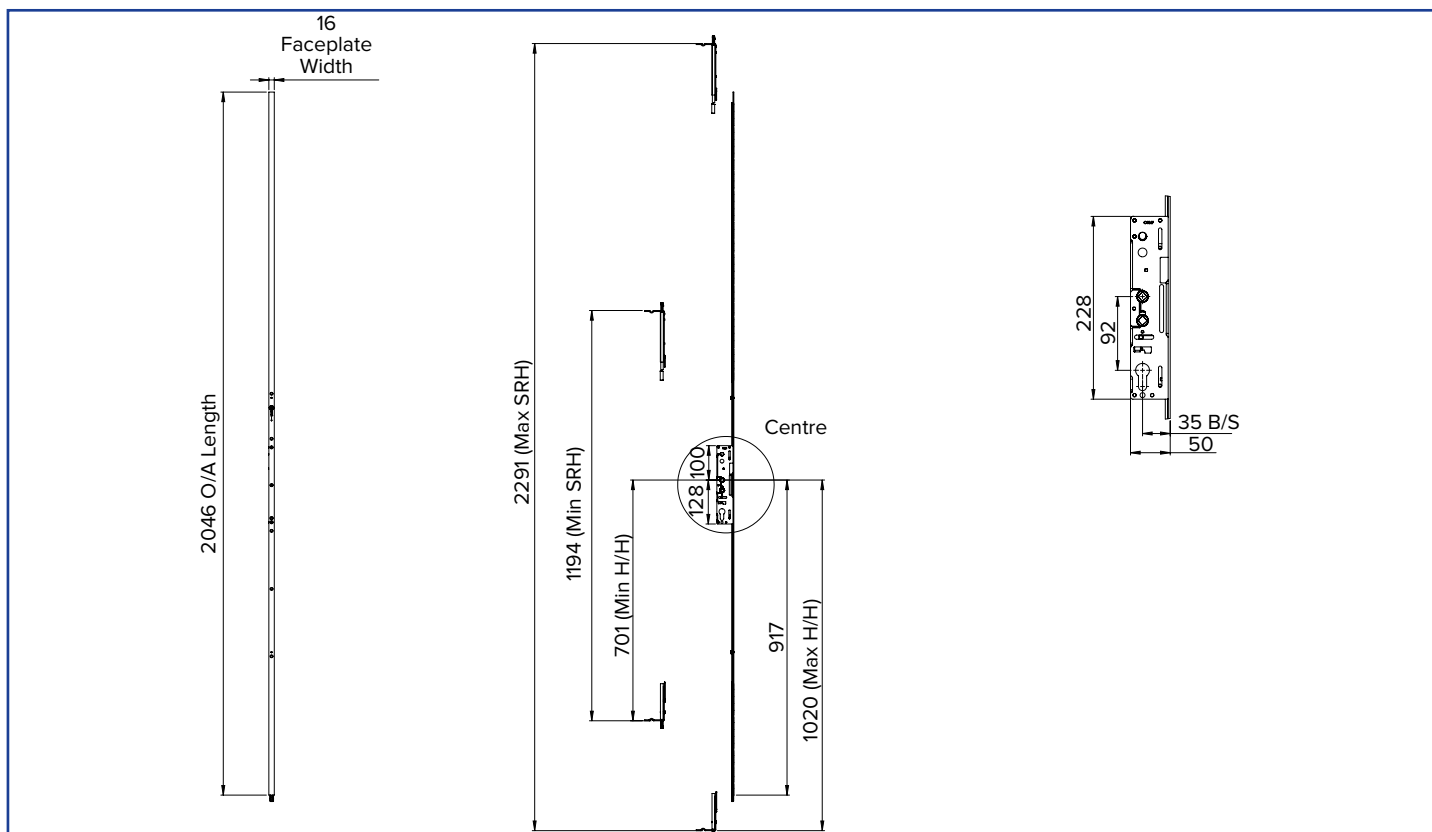
**[www.climatec-windows.co.uk](http://www.climatec-windows.co.uk)**

11-14 Fletchers Square, Temple Farm Industrial Estate, Southend-on-Sea, Essex SS2 5RN

## YALE MANTIS 3 MULTI-POINT SLAVE DOOR LOCK

This Millenco Mantis 3 slave lock is a slave door version of the Mantis 3 with 92mm centres.

- For use on REHAU Total70 and Calibre French doors
- Centres: 92mm
- Case height: 228mm
- Case depth: 51mm
- Backset 35mm
- 1, 2, or 3 Piece
- Spindle Size 8mm
- Spindle Single 8mm
- Handing Non Handed
- Operation Lift Lever
- Faceplate Flat 16mm - Square Ends
- Height 1990mm



**For further assistance, call 01702 613733**

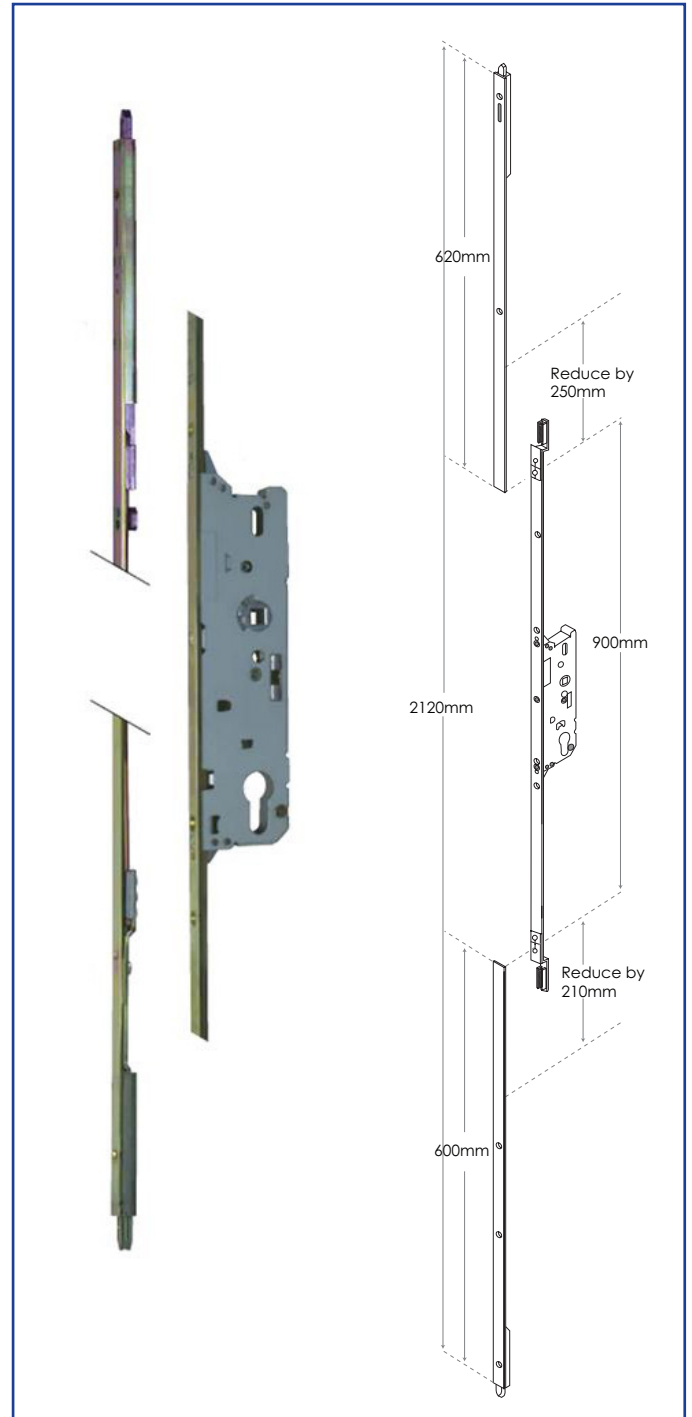
**[www.climatec-windows.co.uk](http://www.climatec-windows.co.uk)**

11-14 Fletchers Square, Temple Farm Industrial Estate, Southend-on-Sea, Essex SS2 5RN

## FUHR PASSIVE FRENCH DOOR LOCK

- For use on REHAU Total70 and Calibre French doors
- Three piece lever operated key locking door bolt set
- 16mm wide steel flat faceplate
- Silver bichromate finish
- Enclosed zinc plated lockcase to suit lever and profile cylinder
- Top and bottom shootbolts designed to fit into slave door eurogroove prior to attaching false mullion
- Top and bottom shoot bolt throw - 19mm
- Top and bottom shoot bolt sealing pressure adjustable via profile related plates
- Profile related plates

To suit door rebate height 1660mm - 2120mm



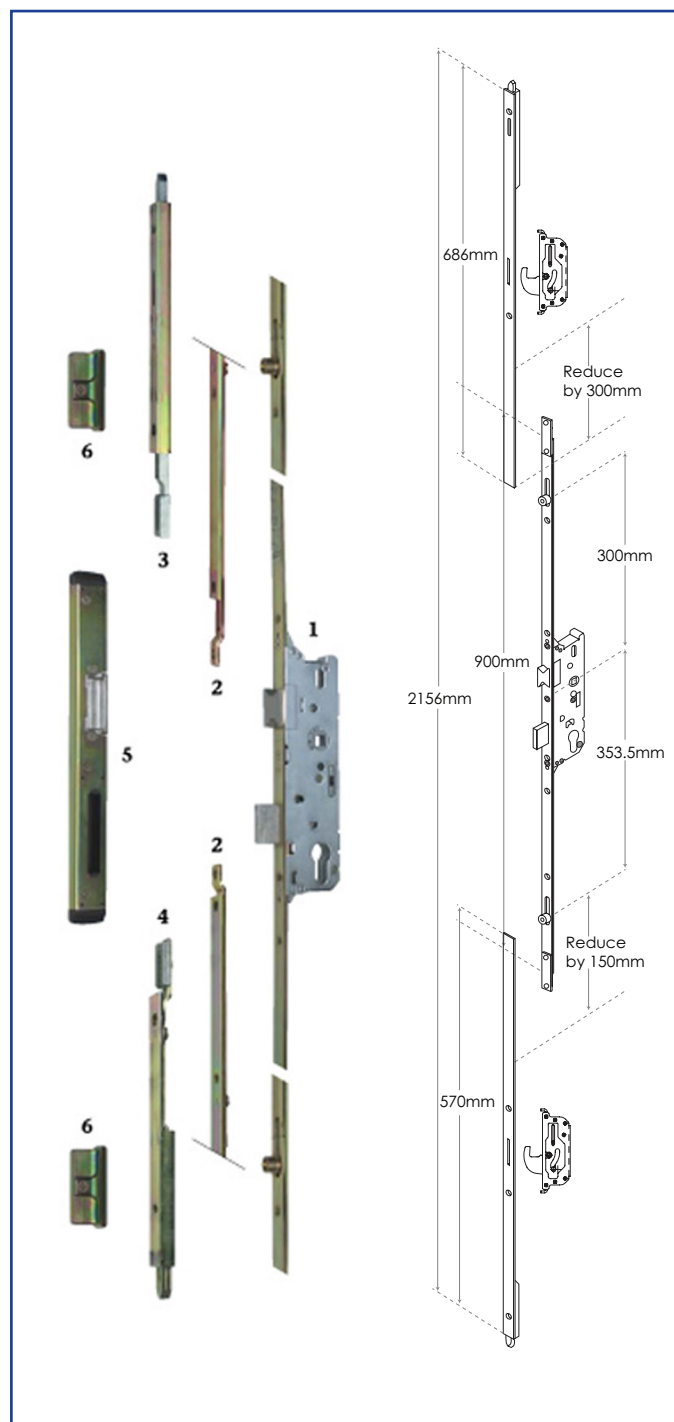
**For further assistance, call 01702 613733**

**[www.climatec-windows.co.uk](http://www.climatec-windows.co.uk)**

11-14 Fletchers Square, Temple Farm Industrial Estate, Southend-on-Sea, Essex SS2 5RN

## FUHR 2 HOOKS FRENCH DOOR LOCK

- For use on REHAU Total70 and Calibre French doors
- Reversible latch
- Latch sealing pressure adjustable via profile related plates
- Adjustable roller cams +/- 1mm provide consistently smooth and reliable engagement into plates
- Roller cam travel 19mm
- Top and bottom shoot bolt throw - 19mm
- Top and bottom shoot bolts each prepared to receive single hook
- Steel hook bolt throw 20mm with lockout for strength and security
- Top and bottom shoot bolt sealing pressure adjustable via profile related plates
- Deadbolt throw - 20mm (Backset 35mm, 40mm)
- Multipoint function provides enhanced noise reduction and heat insulation
- Split spindle
- Profile related plates



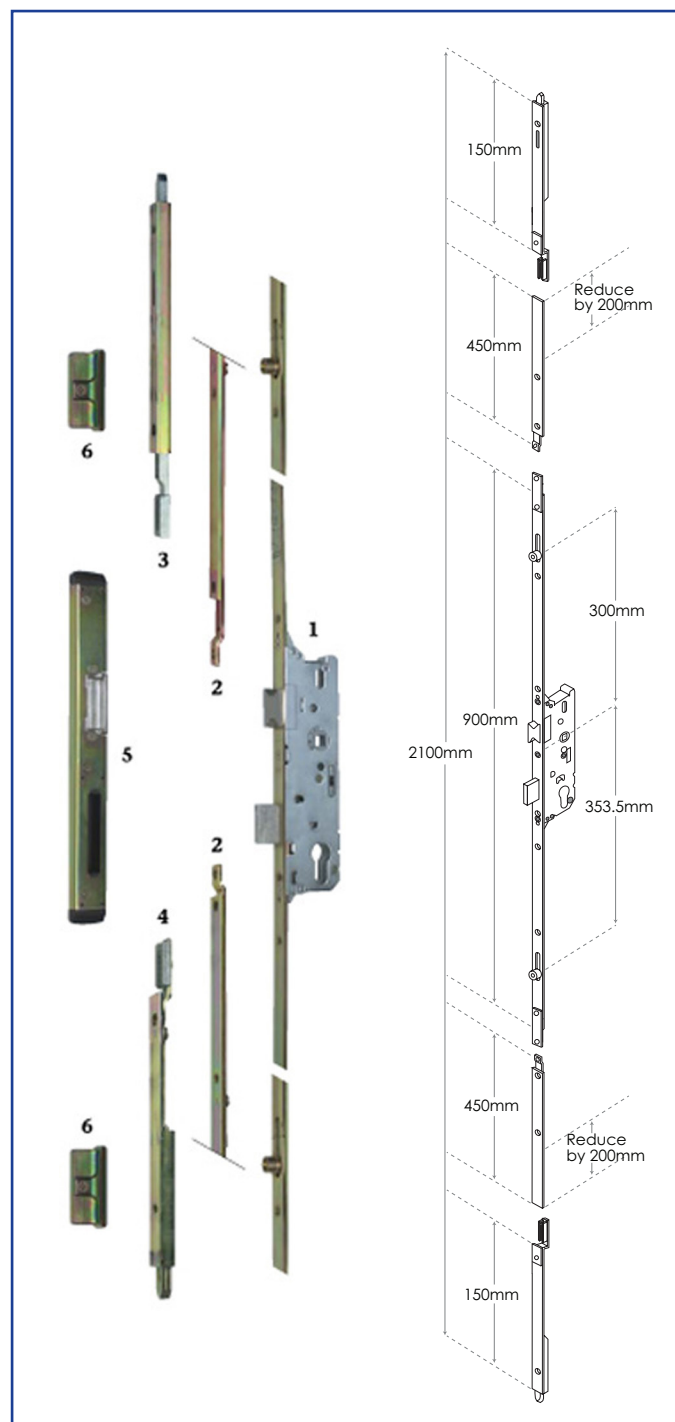
**For further assistance, call 01702 613733**

**[www.climatec-windows.co.uk](http://www.climatec-windows.co.uk)**

11-14 Fletchers Square, Temple Farm Industrial Estate, Southend-on-Sea, Essex SS2 5RN

## FUHR 2 CAMS FRENCH DOOR LOCK

- For use on REHAU Total70 and Calibre French doors
- Reversible latch
- Latch sealing pressure adjustable via profile related plates
- Adjustable roller cams +/- 1mm provide consistently smooth and reliable engagement into plates
- Roller cam travel 19mm
- Top and bottom shoot bolt throw - 19mm
- Top and bottom shoot bolt sealing pressure adjustable via profile related plates
- Deadbolt throw - 20mm (Backset 35mm, 40mm)
- Multipoint function provides enhanced noise reduction and heat insulation
- Split spindle
- Profile related plates



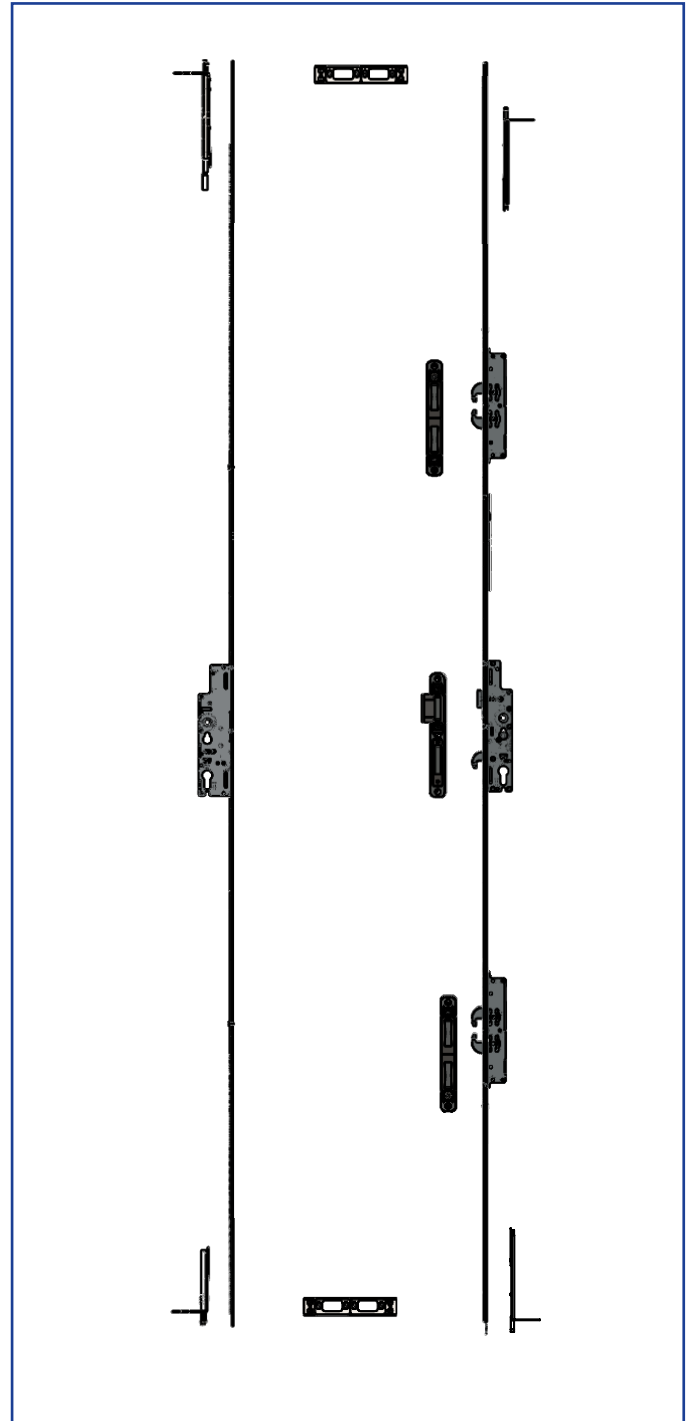
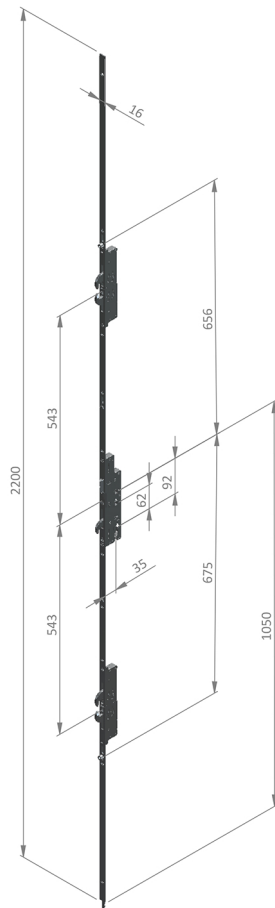
**For further assistance, call 01702 613733**

**[www.climatec-windows.co.uk](http://www.climatec-windows.co.uk)**

11-14 Fletchers Square, Temple Farm Industrial Estate, Southend-on-Sea, Essex SS2 5RN

## INGENIOUS FRENCH DOOR LOCK

- For use on REHAU Rio Flush French Doors
- High security French door locking system.
- Top and bottom shootbolts
- Double shootbolt
- Bi-directional twin deadbolts
- Individual keeps for centre latch and hooks



**For further assistance, call 01702 613733**

**[www.climatec-windows.co.uk](http://www.climatec-windows.co.uk)**

11-14 Fletchers Square, Temple Farm Industrial Estate, Southend-on-Sea, Essex SS2 5RN

## FRENCH DOOR FINGERBOLT



### FINGER BOLTS

- Profile specific for REHAU Total70
- Shoot bolt throw 20mm

**For further assistance, call 01702 613733**

**[www.climatec-windows.co.uk](http://www.climatec-windows.co.uk)**

11-14 Fletchers Square, Temple Farm Industrial Estate, Southend-on-Sea, Essex SS2 5RN