



LETTERPLATES - VARIOUS

Inside:

- 12" Slimline Midrail Letterplate
- 10" and 12" Panel Fitting Letterplate
- Premium Stainless Steel Letterplate

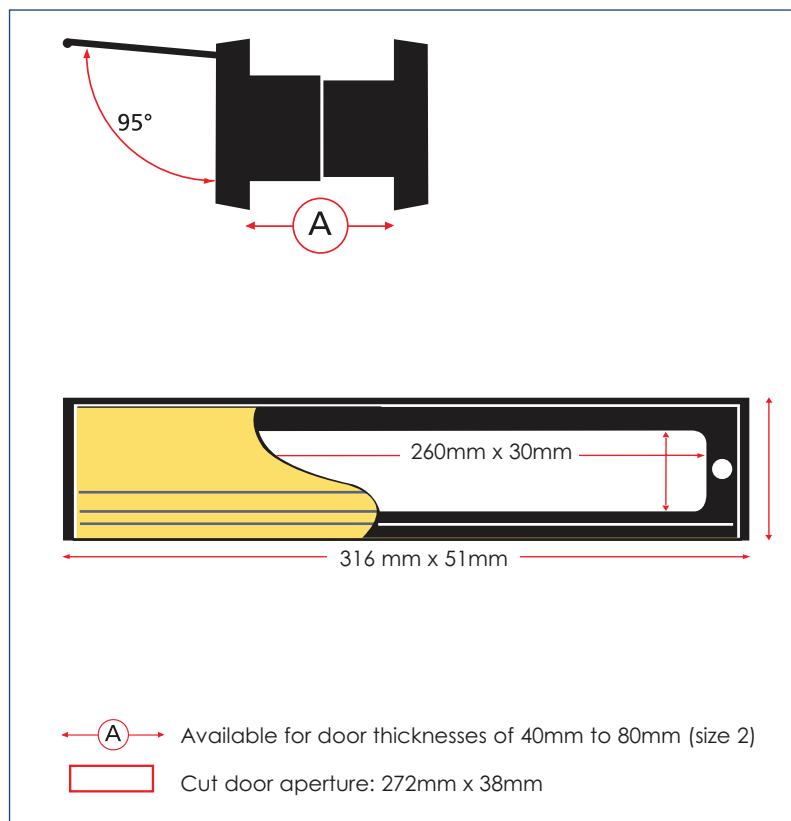

For further assistance, call 01702 613733

www.climatec-windows.co.uk

11-14 Fletchers Square, Temple Farm Industrial Estate, Southend-on-Sea, Essex SS2 5RN

12" SLIMLINE MIDRAIL LETTERPLATE

A stylish and ultra slim designed letterbox. The flap opens to 95 degrees and comes complete with fixing bolts and a compression gasket as standard.



- Cut door aperture 272mm x 38mm. Fixing centres 292mm
- Fitted with non corrosive spring mechanism
- Fully sealed backplate
- Fully sealed letterplate flap
- Door thickness range 40-80mm
- Available in white or black, silver, chrome or polished gold flap.

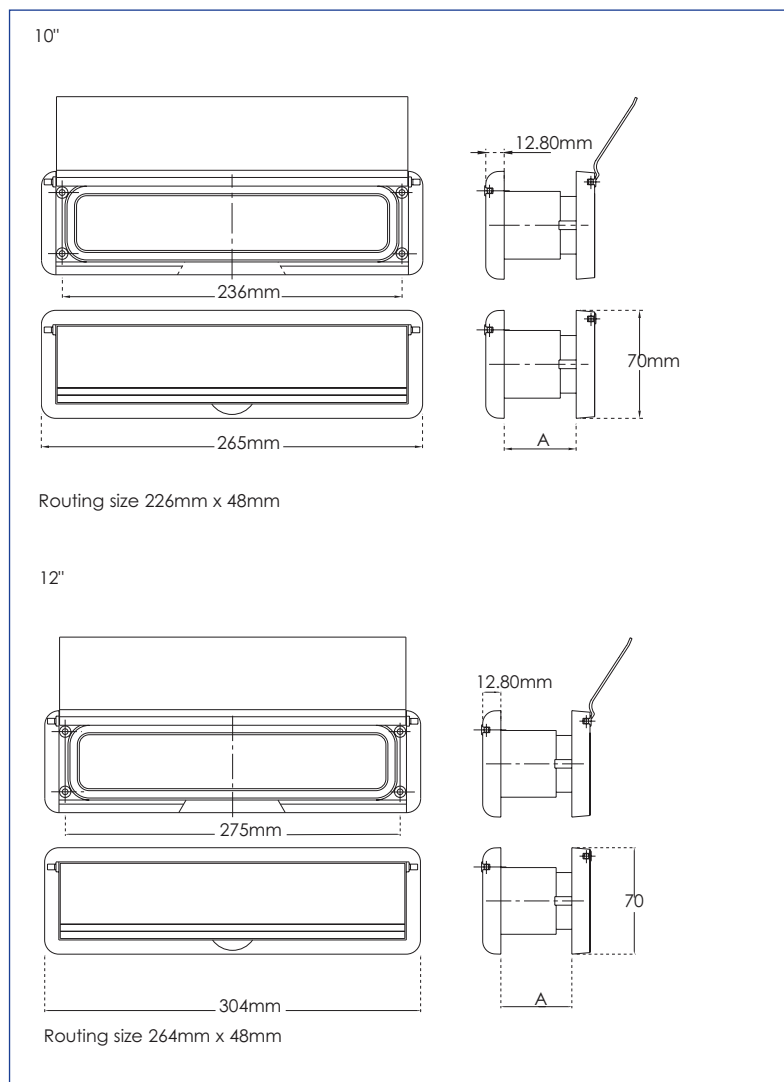
For further assistance, call 01702 613733

www.climatec-windows.co.uk

11-14 Fletchers Square, Temple Farm Industrial Estate, Southend-on-Sea, Essex SS2 5RN

10" AND 12" PANEL FITTING LETTERPLATE

Complete with ABS frame and telescopic sleeve with an extruded aluminium flap, designed to open to 147 degrees giving generous clear access.



- Aperture size for 10" - 216mm x 38mm. Fixing centres 236mm
- Aperture size for 12" - 254mm x 38mm. Fixing centres 275mm
- External weather seal
- Secondary internal nylon brush seal
- 12" letterbox complies to BS2911
- Available in white or black, silver, chrome or polished gold flap.
- Sleeve suitable for door thickness 18-38mm

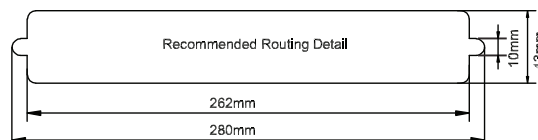
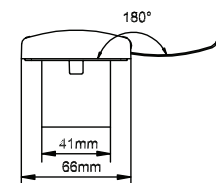

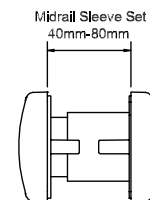
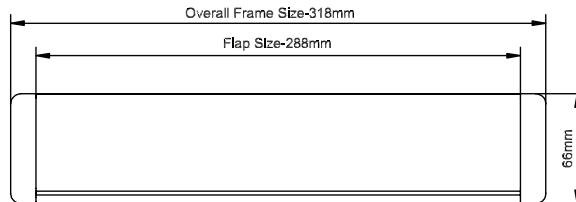
For further assistance, call 01702 613733

www.climatec-windows.co.uk

11-14 Fletchers Square, Temple Farm Industrial Estate, Southend-on-Sea, Essex SS2 5RN

PREMIUM STAINLESS STEEL LETTERPLATE

- 180 degree opening
- 40/80mm depth sleeves
- External & internal weather and draught seals
- Available in five colours - Black, white, chrome, gold and brushed stainless steel
- Coating Tested to BS.EN:2007 Grade 5
- 10 year corrosion and mechanical guarantees



For further assistance, call **01702 613733**

www.climatec-windows.co.uk

11-14 Fletchers Square, Temple Farm Industrial Estate, Southend-on-Sea, Essex SS2 5RN